

Entry Door Pull Handle

Material 316 Marine Grade Stainless Steel



Product No.	Diameter mm		Length mm	Fixing Centres mm
<b>MDZ 5200/K</b>	16	14	1400	1240
<b>MDZ 5200/L</b>	16	14	1300	1140
<b>MDZ 5200/M</b>	16	14	1200	1040
<b>MDZ 5200/N</b>	16	14	1100	940
<b>MDZ 5200/O</b>	16	14	1000	840
<b>MDZ 5200/P</b>	16	14	900	740
<b>MDZ 5200/Q</b>	16	14	800	640
<b>MDZ 5200/R</b>	16	14	700	540
<b>MDZ 5200/S</b>	16	14	600	440
<b>MDZ 5200/T</b>	16	14	500	340
<b>MDZ 5200/U</b>	16	14	400	240

NOTE:  
Special sizes available on request

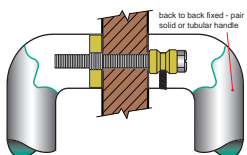
Unit 3 / 1-7 Ada Avenue, Brookvale NSW 2100 Australia. Telephone: (02) 9939 2007 Facsimile: (02) 9939 8432  
E-mail: sales@madinoz.com.au Website: www.madinoz.com.au

**HOW TO SPECIFY**

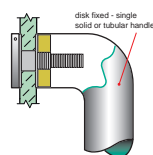
Product No. / Diameter / Length / Finish / Fixing (refer diagram below)

eg: 5200K / 16 / 1400 / SSS / D Fix GD

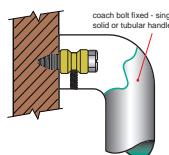
**B = BACK TO BACK FIX**



**D = DISK FIX**



**C = CONCEALED FIX**



PLEASE SPECIFY DOOR TYPE

GD - Glass doors

TM - Timber doors

AL - Aluminium doors