

Entry Door Pull Handle

Material 316 Marine Grade Stainless Steel



Product No.	Diameter mm	Projection mm	Length mm	Fixing Centres mm
MDZ 8340/A	32	77	2400	2240
MDZ 8340/B	32	77	2300	2140
MDZ 8340/C	32	77	2200	2040
MDZ 8340/D	32	77	2100	1940
MDZ 8340/E	32	77	2000	1840
MDZ 8340/F	32	77	1900	1740
MDZ 8340/G	32	77	1800	1640
MDZ 8340/H	32	77	1700	1540
MDZ 8340/I	32	77	1600	1440
MDZ 8340/J	32	77	1500	1340
MDZ 8340/K	32	77	1400	1240
MDZ 8340/L	32	77	1300	1140
MDZ 8340/M	32	77	1200	1040
MDZ 8340/N	32	77	1100	940
MDZ 8340/O	32	77	1000	840
MDZ 8340/P	32	77	900	740
MDZ 8340/Q	32	77	800	640
MDZ 8340/R	32	77	700	540
MDZ 8340/S	32	77	600	440
MDZ 8340/T	32	77	500	340
MDZ 8340/U	32	77	400	240

NOTE:  
Special sizes available on request



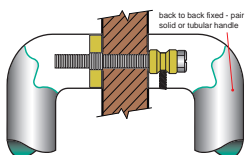
Unit 3 / 1-7 Ada Avenue, Brookvale NSW 2100 Australia. Telephone: (02) 9939 2007 Facsimile: (02) 9939 8432  
E-mail: sales@madinoz.com.au Website: www.madinoz.com.au

HOW TO SPECIFY

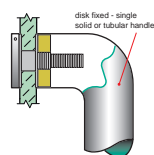
Product No. / Diameter / Projection / Finish / Fixing (refer diagram below)

eg: B8340A / 32 / 77 / SSS / TM

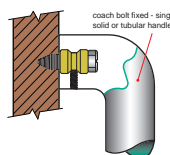
B = BACK TO BACK FIX



D = DISK FIX



C = CONCEALED FIX



PLEASE SPECIFY DOOR TYPE

- GD - Glass doors
- TM - Timber doors
- AL - Aluminium doors