

Entry Door Pull Handle

Material 316 Marine Grade Stainless Steel



Product No.	Diameter mm		Projection mm		Width mm		Length mm	Fixing Centres mm
MDZ 8400/A	32	25	70	65	100	95	2400	2240
MDZ 8400/B	32	25	70	65	100	95	2300	2140
MDZ 8400/C	32	25	70	65	100	95	2200	2040
MDZ 8400/D	32	25	70	65	100	95	2100	1940
MDZ 8400/E	32	25	70	65	100	95	2000	1840
MDZ 8400/F	32	25	70	65	100	95	1900	1740
MDZ 8400/G	32	25	70	65	100	95	1800	1640
MDZ 8400/H	32	25	70	65	100	95	1700	1540
MDZ 8400/I	32	25	70	65	100	95	1600	1440
MDZ 8400/J	32	25	70	65	100	95	1500	1340
MDZ 8400/K	32	25	70	65	100	95	1400	1240
MDZ 8400/L	32	25	70	65	100	95	1300	1140
MDZ 8400/M	32	25	70	65	100	95	1200	1040
MDZ 8400/N	32	25	70	65	100	95	1100	940
MDZ 8400/O	32	25	70	65	100	95	1000	840
MDZ 8400/P	32	25	70	65	100	95	900	740
MDZ 8400/Q	32	25	70	65	100	95	800	640
MDZ 8400/R	32	25	70	65	100	95	700	540
MDZ 8400/S	32	25	70	65	100	95	600	440
MDZ 8400/T	32	25	70	65	100	95	500	340
MDZ 8400/U	32	25	70	65	100	95	400	240

NOTE:  
Special sizes available on request



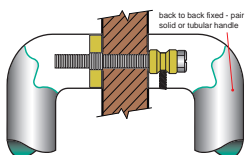
Unit 3 / 1-7 Ada Avenue, Brookvale NSW 2100 Australia. Telephone: (02) 9939 2007 Facsimile: (02) 9939 8432  
E-mail: sales@madinoz.com.au Website: www.madinoz.com.au

HOW TO SPECIFY

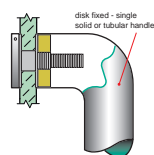
Product No. / Diameter / Projection / Finish / Fixing (refer diagram below)

eg: 8400A / 32 / 70 / SSS / D Fix GD

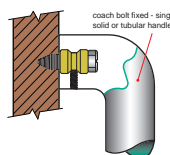
B = BACK TO BACK FIX



D = DISK FIX



C = CONCEALED FIX



PLEASE SPECIFY DOOR TYPE

- GD - Glass doors
- TM - Timber doors
- AL - Aluminium doors