

Entry Door Pull Handle

Material 316 Marine Grade Stainless Steel
Insert Melunak (Plantation Grown Hardwood)



Product No.	Diameter mm	Projection mm	Length mm	Fixing Centres mm
MDZ 8470/A	32	76	2400	2240
MDZ 8470/B	32	76	2300	2140
MDZ 8470/C	32	76	2200	2040
MDZ 8470/D	32	76	2100	1940
MDZ 8470/E	32	76	2000	1840
MDZ 8470/F	32	76	1900	1740
MDZ 8470/G	32	76	1800	1640
MDZ 8470/H	32	76	1700	1540
MDZ 8470/I	32	76	1600	1440
MDZ 8470/J	32	76	1500	1340
MDZ 8470/K	32	76	1400	1240
MDZ 8470/L	32	76	1300	1140
MDZ 8470/M	32	76	1200	1040
MDZ 8470/N	32	76	1100	940
MDZ 8470/O	32	76	1000	840
MDZ 8470/P	32	76	900	740
MDZ 8470/Q	32	76	800	640
MDZ 8470/R	32	76	700	540
MDZ 8470/S	32	76	600	440
MDZ 8470/T	32	76	500	340
MDZ 8470/U	32	76	400	240

NOTE:
MDZ 8470/A to I to come with 3 stand offs (fixing points)
Special sizes available on request
Other timbers available on request



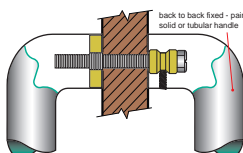
Unit 3 / 1-7 Ada Avenue, Brookvale NSW 2100 Australia. Telephone: (02) 9939 2007 Facsimile: (02) 9939 8432
E-mail: sales@madinoz.com.au Website: www.madinoz.com.au

HOW TO SPECIFY

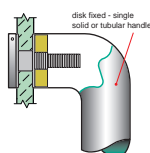
Product No. / Diameter / Projection / Finish / Fixing (refer diagram below)

eg: 8470A / 32 / 76 / SSS / TM

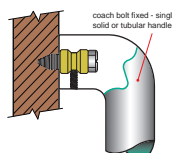
B = BACK TO BACK FIX



D = DISK FIX



C = CONCEALED FIX



PLEASE SPECIFY DOOR TYPE
GD - Glass doors
TM - Timber doors
AL - Aluminium doors